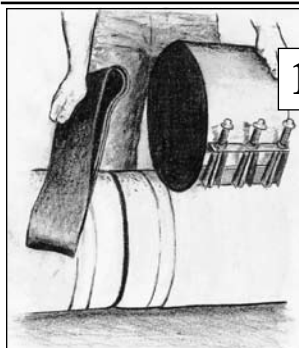




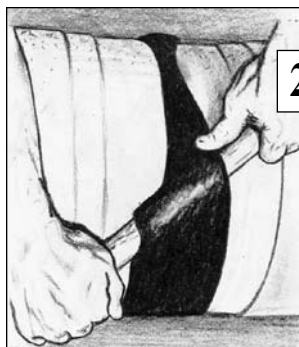
The Romac A/CME Band

For Repairing Broken or Leaking A/C Couplings



1

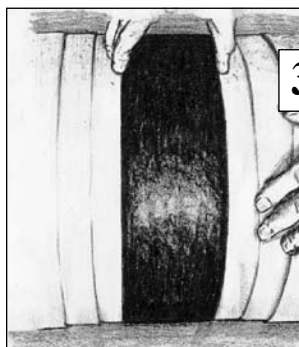
The **Romac A/CME Band** is a sturdy, ribbed rubber strap, 4" wide and $\frac{1}{4}$ " thick (adding $\frac{1}{2}$ " to the diameter of the machined end of the pipe). It is made of SBR rubber, compounded for water service.



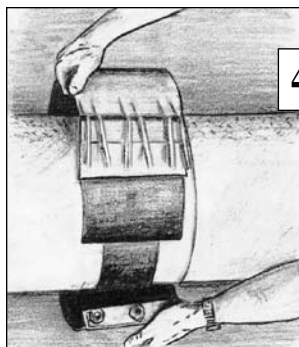
2

With a stock Stainless-Seal™ Repair Clamp and the A/CME Band, a leaking or broken A/C coupling can be replaced, with the repair good for pressures up to and including 150 psi.

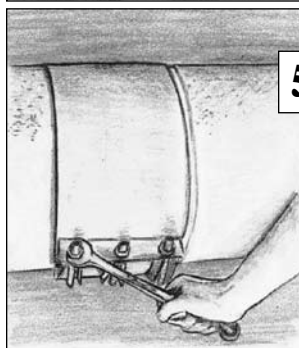
The Stainless-Seal™ Repair Clamp is 100% stainless steel. **You've made no compromise of quality in the asbestos cement coupling replacement.**



3



4



5

| PIPE SIZE | PIPE M.E.O.D | 1st CHOICE CLAMP | 2nd CHOICE CLAMP | BAND CAT. NO. | LIST PRICES BAND ONLY ¹ | APPROX. WEIGHT (lbs.) |
|-----------|--------------|------------------|------------------|---------------|------------------------------------|-----------------------|
| 4" | 4.64 | SS1 - 5.14 x 8 | — | A/CME - 4.64 | \$22.85 | .50 # |
| | 4.81 | SS1 - 5.35 x 8 | SS2-5.57 x 8 | A/CME - 4.81 | | |
| 6" | 6.91 | SS1 - 7.46 x 8 | SS2-7.64 x 8 | A/CME - 6.91 | 32.85 | .75 # |
| 8" | 9.11 | SS1 - 9.70 x 8 | SS2-9.79 x 8 | A/CME - 9.11 | 43.31 | 1.00 # |
| 10" | 11.24 | SS1-11.80 x 8 | SS2-11.84 x 8 | A/CME-11.24 | 55.44 | 1.25 # |
| | 11.66 | SS1-12.25 x 8 | SS2-12.20 x 8 | A/CME-11.66 | | |
| 12" | 13.44 | SS1-14.00 x 8 | SS2-13.95 x 8 | A/CME-13.44 | 66.05 | 1.50 # |
| | 13.92 | SS1-14.50 x 8 | SS2-14.51 x 8 | A/CME-13.92 | | |
| 14" | 15.07 | SS2-15.80 x 8 | — | A/CME-15.07 | 77.10 | 1.70 # |
| | 16.22 | SS2-16.75 x 8 | — | A/CME-16.22 | | |
| 16" | 17.15 | SS3-18.30 x 8 | — | A/CME-17.15 | 87.70 | 2.00 # |
| | 18.46 | SS3-19.20 x 8 | — | A/CME-18.46 | | |

¹ See page 1-4, 1-5 or 1-6 for Repair Clamp prices.

To Order: Select the catalog number from the chart above based on the size of pipe and O.D. of machined end. Check your stock for the correct size of clamp required.

The 1st and 2nd choices are listed for convenience in determining which clamps work best with each Romac A/CME Band size.